

Dear Parents/Guardians,

Included in this packet is packet work for days 27-31. This is the last set of packets ☺

***Please keep the packet in a safe place with both completed and uncompleted work!! Packets 22-31 are due on Monday, May 11th!**

Students will complete work for the given day. Please contact me any time you have questions concerning the packet work. You may call me at home or on my cell or e-mail me.

****Please make sure to read the cover page with each day's assignments. Also, individual directions for some of the reading and math pages are on the bottom of the page in fine print. An adult or older sibling will have to read these to the child.**

*****The words for RLA worksheets are all cvc words; three letter words with a vowel in the middle!!**

Please make sure to practice sight words and reading!! Also, if your child is able, have them login to IXL.com and do math and reading lessons! ABCMouse.com is also a great website!

Please contact me if you have any questions concerning the packet.

Thanks,



Home: 304-567-2171

Cell: 304-940-3660 (call or text)

E-mail: ryan.sites@k12.wv.us

Please make sure your child works on the following while off. This will be so very important for their progress:

- **Sight words: ALL**
- Letter names and sounds
- Read and write words
- Blends (two or three consonants put together)...such as bl, tr, st, nd...blob, trap, best, land, clap, flip, fast...
- Digraphs... ch, sh, th, wh....ship, much, fish, when...
- Counting to 100 by 1s, 10s, 5s, and 2s.
- Number identification to 100
- Writing numbers to 100
- Addition and subtraction problems
- Shape identification: 2D and 3D shapes

****These things can be done orally, written on paper, or even with educational websites and apps!!**

PACKET

DAY 27

- ✓ RLA: Read words and sentences
- ✓ Handwriting: Write and read the word p. 407
- ✓ Math: Chapter 9 Review

***Write your name on each page!**

Name _____

Read the Words

mug

cub

was

nut

said

bug

club

what

rub

plus

drum

dust

Read the Sentences

1. What is in the cup, Gus?
2. He said, "I dug in the mud."
3. Was a bug on the rug?
4. Was the pup a gift for Russ?
5. Dad said, "I can see dust on the drum."

Note to Teacher: Children read each word. Children read two sentences.

Scoring for Read the Words: Score 1 point for each correct word.

/u/Uu (mug, cub, nut, bug, club, rub, plus, drum, dust) _____ / 9

High-Frequency Words (was, said, what) _____ / 3

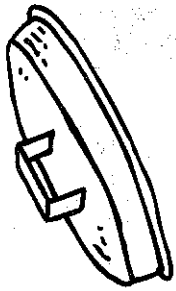
**MONITOR
PROGRESS**

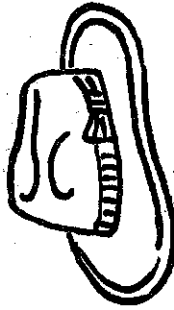
- /u/ spelled Uu
- High-frequency words

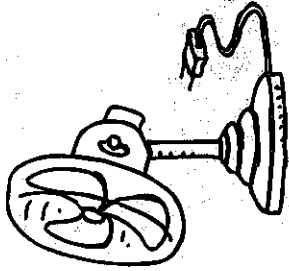
405

Name _____

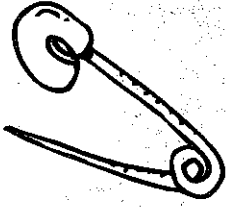
 Write  Color

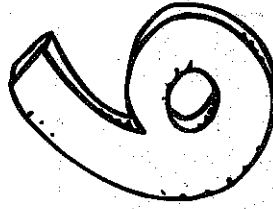















 **Directions:** Say the word that names the picture. Spell the picture name. Write the word on the lines. Color the /i/ pictures.



Home Activity: Have your child draw a picture of something with /i/. Then help him or her spell and write the picture name.

Name _____

✓ Chapter 9 Review/Test




Yes

No








Yes

No




Yes

No

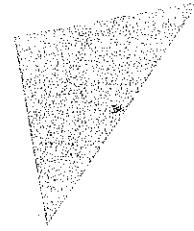





squares

DIRECTIONS 1. Is the shape a circle? Choose Yes or No. 2. Mark under all the shapes that have curves. 3. How many squares are in the picture? Write the number.







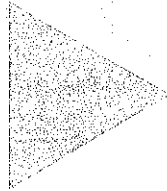

sides



Personal Math Trainer



THINK SMARTER +



DIRECTIONS 4. Look at the square. Write the number of sides on a square. 5. Mark under all of the shapes that are triangles. 6. Mark an X on each shape that has 3 sides and 3 vertices.

PACKET

DAY 28

- ✓ RLA: Read words and sentences
- ✓ Handwriting: Write and read the word
p. 419
- ✓ Math: 3D Shape Count and Graph

***Write your name on each page!**

Name _____

Read the Words

quit	<input type="checkbox"/>	yam	<input type="checkbox"/>
yell	<input type="checkbox"/>	Quinn	<input type="checkbox"/>
quiz	<input type="checkbox"/>	where	<input type="checkbox"/>
yak	<input type="checkbox"/>	yet	<input type="checkbox"/>
come	<input type="checkbox"/>	quill	<input type="checkbox"/>
quilt	<input type="checkbox"/>	yes	<input type="checkbox"/>

Read the Sentences

1. Yes, you can come and see the quilt.
2. Quinn, where is the yam?
3. Yes, I like where the quiz is.
4. Come and see the yak with a quill.
5. Come and see that Dad will not quit yet.

Note to Teacher: Children read each word. Children read two sentences.

Scoring for Read the Words: Score 1 point for each correct word.

/y/Yy (yell, yak, yam, yet, yes) _____ / 5
/kw/qu (quit, quiz, quilt, Quinn, quill) _____ / 5
High-Frequency Words (come, where) _____ / 2

**MONITOR
PROGRESS**

- /y/ Spelled Yy
- /kw/ Spelled qu
- High-frequency words

607

Name _____



Write

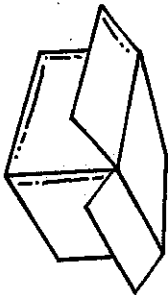


Color

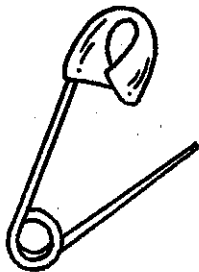















Directions: Say the word that names the picture.
Spell the picture name. Write the word on the lines.
Color the /o/ pictures.

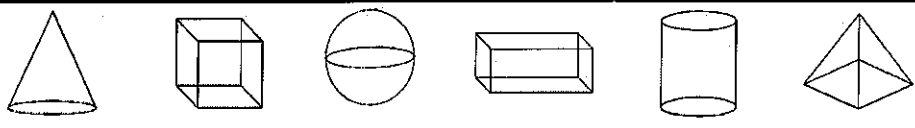


Home Activity: Have your child draw a picture of something with /o/. Then help him or her spell and write the picture name.

Name _____
3D Shape Count and Graph



5					
4					
3					
2					
1					



PACKET

DAY 29

- ✓ RLA: Read words and sentences
- ✓ Handwriting: Write and read the word
p. 431
- ✓ Math: You Are My Sunshine add and
color

***Write your name on each page!**

Name _____

Read the Words

pat

hid

me

rip

lap

are

sad

spin

you

snap

see

quit

Read the Sentences

1. I hid my bat from Gus.
2. We are sad that Jeff quit.
3. Can you spin the green top?
4. Did you see the red van?
5. I like my big hat.

Note to Teacher: Children read each word. Children read two sentences.

Scoring for Read the Words: Score 1 point for each correct word.

Short *a* (*pat, lap, sad, snap*) _____ / 4

Short *i* (*hid, rip, spin, quit*) _____ / 4

High-Frequency Words (*my, are, you, see*) _____ / 4

MONITOR PROGRESS

- Review short *a*
- Review short *i*
- Review high-frequency words

Building with Dad • 97

Name _____

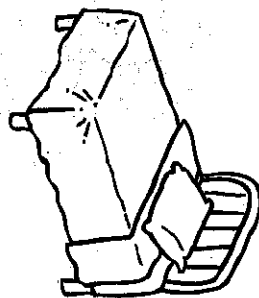


Write

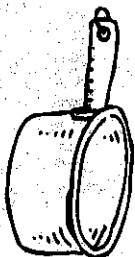


Color







10








 **Directions:** Say the word that names the picture. Spell the picture name. Write the word on the lines. Color the /e/ pictures.



Home Activity: Have your child draw a picture of something with /e/. Then help him or her spell and write the picture name.

YOU ARE MY
SUNSHINE...

 $10 - 1 =$

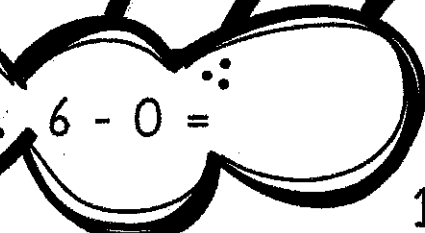
$7 + 3 =$

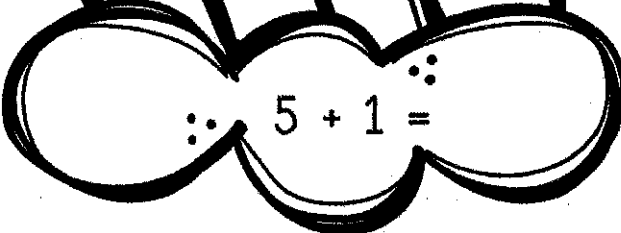
$4 + 5 =$

$8 - 3 =$

$6 + 2 =$


$3 + 4 =$

 $6 - 0 =$

 $5 + 1 =$

$1 + 4 =$

YOU ARE MY
SUNSHINE...

 $10 - 1 =$

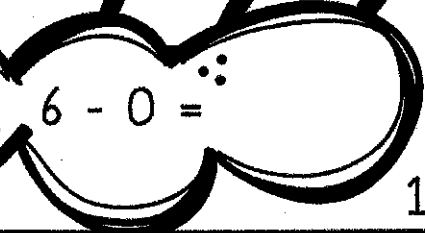
$7 + 3 =$

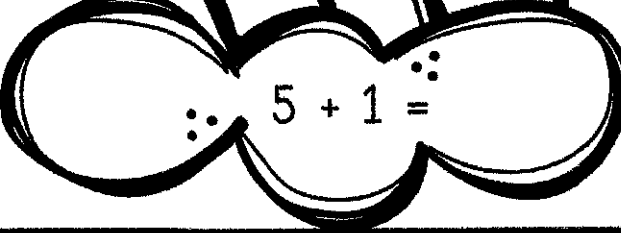
$4 + 5 =$

$8 - 3 =$

$6 + 2 =$

$3 + 4 =$

 $6 - 0 =$

 $5 + 1 =$

$1 + 4 =$

♥ I MISS YOU! ♥

Dear _____

I know you have been working hard and are missing our classroom and friends. I miss you and our classroom too! I hope you like this Solve & Color picture.

Love,

Coloring Code

10 = green 9 = yellow 8 = orange
7 = red 6 = white 5 = blue

kindergartenchaos.com

♥ I MISS YOU! ♥

Dear _____

I know you have been working hard and are missing our classroom and friends. I miss you and our classroom too! I hope you like this Solve & Color picture.

Love,

Coloring Code

10 = green 9 = yellow 8 = orange
7 = red 6 = white 5 = blue

kindergartenchaos.com

PACKET

DAY 30

- ✓ RLA: Read words and sentences
- ✓ Handwriting: Write and read the word
p. 443
- ✓ Math: Counting Around the House

***Write your name on each page!**

Name _____

Read the Words

do	<input type="checkbox"/>	jog	<input type="checkbox"/>
lot	<input type="checkbox"/>	frog	<input type="checkbox"/>
fox	<input type="checkbox"/>	stop	<input type="checkbox"/>
hot	<input type="checkbox"/>	like	<input type="checkbox"/>
pot	<input type="checkbox"/>	drop	<input type="checkbox"/>
to	<input type="checkbox"/>	he	<input type="checkbox"/>

Read the Sentences

1. I can see the frog hop.
2. Sam will run to the shop with Don.
3. I am with my Mom and Pop.
4. We pet the dog that Tim got.
5. He will see Bob at the bus stop.

Note to Teacher: Children read each word. Children read two sentences.

Scoring for Read the Words: Score 1 point for each correct word.

Short o (*lot, fox, hot, pot, jog, frog, stop, drop*) _____ / 8

High-Frequency Words (*go, where, come, that*) _____ / 4

**MONITOR
PROGRESS**

- Short o
- High-frequency words

195

Name _____





Write



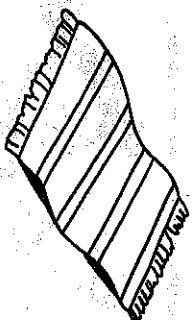
Color











10



Directions: Say the word that names the picture.
Spell the picture name. Write the word on the lines.
Color the /u/ pictures.

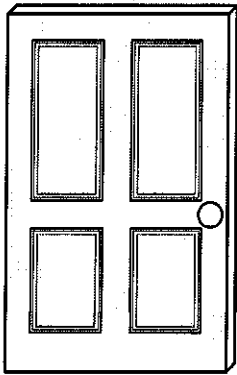


Home Activity: Have your child draw a picture of something with /u/. Then help him or her spell and write the picture name.


Counting Around the




Walk around your house and count each of the items listed. Write the number in the squares.




doors




windows




tables



beds



mirrors



sinks

PACKET

DAY 31

- ✓ RLA: Read words and sentences
- ✓ Handwriting: Write and read the word
p. 443
- ✓ Math: Counting Around the House

***Write your name on each page!**

Name _____

Read the Words

have
pet
nest
little
hen
bend

kept
for
step
next
two
rest

Read the Sentences

1. We have a pet hen.
2. A little rest will help you.
3. Mom kept one pen for Dad and me.
4. Where are two red jets?
5. Fred sat next to the little pup.

Note to Teacher: Children read each word. Children read two sentences.

Scoring for Read the Words: Score 1 point for each correct word.

/e/Ee (pet, nest, hen, bend, kept, step, next, rest) _____ / 8

High-Frequency Words (have, little, for, two) _____ / 4


**MONITOR
PROGRESS**

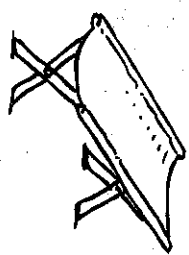
- /e/ Spelled Ee
- High-frequency words


Building Beavers • 295

Name _____

 Write

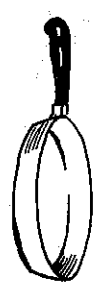

















 **Directions:** Name each picture and spell the picture name. Write the word on the lines.




Home Activity: Have your child write *mop* and *map* and draw a picture for each word.


Counting Around the



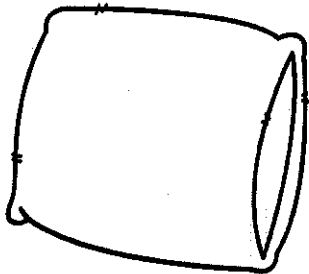
Walk around your house and count each of the items listed. Write the number in the squares.




lamps




chairs




pillows



televisions



trash cans



boxes of tissues