

# SNOW DAY PACKET

## DAY 1

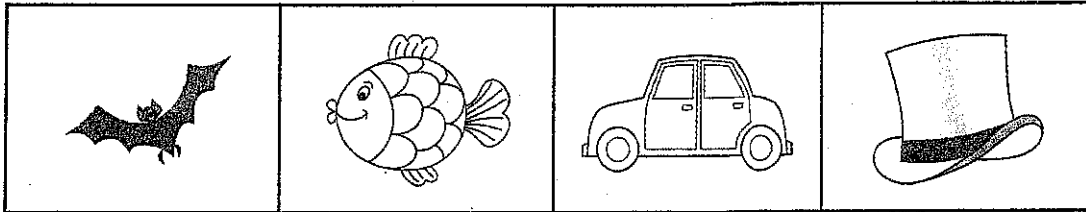
- ✓ RLA: Rhyming worksheet
- ✓ Math: Shape Count worksheet
- ✓ Handwriting: Write the letters

**\*Write your name on each page!**


**\*\*Return all work the next school day!!**

# RHYMING WORDS

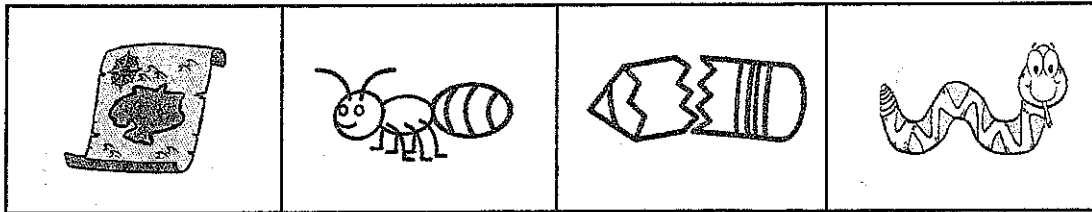
Colour the words that rhyme with





Colour the words that rhyme with



Colour the words that rhyme with




Match the rhyming pictures



# Shape Count

Trace and count up each shape, write the number below.



Write the number counted next to the shapes

Squares =   

Circles =   

Triangles =   

Rectangles =

I can write letters!

Aa

Bb

Cc

Dd

Ee

Ff

Gg

Hh

Ii

Jj

Kk

Ll

Mm

Nn

Oo

Pp

Qq

Rr

Ss

Tt

Uu

Vv

Ww

Xx

Yy

Zz

# SNOW DAY PACKET

## DAY 2

- ✓ RLA: circle the letter for the beginning sound of each picture
- ✓ Math: How Many? worksheet
- ✓ Read for 20 minutes
  
- ✓ Phys. Ed Checklist


**\*Write your name on each page!**

**\*\*Return all work the next school day!!**

Name \_\_\_\_\_

Date \_\_\_\_\_

Sunday Monday Tuesday Wednesday Thursday Friday Saturday




# Beginning Sounds



For each set, say the name of each picture then pick the beginning sound they share.




b p d




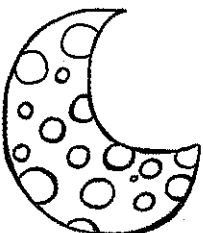
o g w



l u r



t f k




m n e

Name \_\_\_\_\_

# How Many?

Count the farm animals and barn. Write the correct number in each box.



# SNOW DAY PACKET













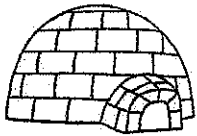








## DAY 3

- ✓ RLA: Fill in the bubble under the picture that begins with the letter shown
- ✓ Math: Counting objects worksheet
- ✓ Handwriting: Trace AND write the numbers
- ✓ Music worksheet






**\*Write your name on each page!**

**\*\*Return all work the next school day!!**



1.	<b>B</b>	 <input type="radio"/>	 <input type="radio"/>	 <input type="radio"/>
2.	<b>C</b>	 <input type="radio"/>	 <input type="radio"/>	 <input type="radio"/>
3.	<b>O</b>	 <input type="radio"/>	 <input type="radio"/>	 <input type="radio"/>
4.	<b>A</b>	 <input type="radio"/>	 <input type="radio"/>	 <input type="radio"/>
5.	<b>I</b>	 <input type="radio"/>	 <input type="radio"/>	 <input type="radio"/>
6.	<b>H</b>	 <input type="radio"/>	 <input type="radio"/>	 <input type="radio"/>
7.	<b>W</b>	 <input type="radio"/>	 <input type="radio"/>	 <input type="radio"/>

# Counting Objects

	<input type="radio"/> 9	<input type="radio"/> 7	<input type="radio"/> 8
	<input type="radio"/> 8	<input type="radio"/> 10	<input type="radio"/> 9
	<input type="radio"/> 4	<input type="radio"/> 5	<input type="radio"/> 7
	<input type="radio"/> 9	<input type="radio"/> 7	<input type="radio"/> 8
	<input type="radio"/> 6	<input type="radio"/> 5	<input type="radio"/> 8

Name: \_\_\_\_\_

1 2 3 4 5 6 7 8 9 0

1 2 3 4 5 6 7 8 9 0

1 2 3 4 5 6 7 8 9 0

1 2 3 4 5 6 7 8 9 0



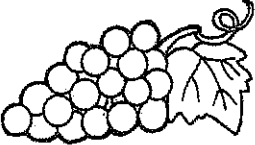









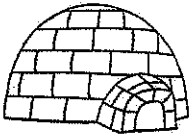





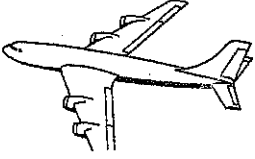


# SNOW DAY PACKET

## DAY 4

- ✓ RLA: Fill in the bubble under the picture that begins with the letter shown
- ✓ Math: Counting objects worksheet
- ✓ Read for 20 minutes
- ✓ Phys. Ed Day Checklist

**\*Write your name on each page!**


**\*\*Return all work the next school day!!**

1.	G			
		<input type="radio"/>	<input type="radio"/>	<input type="radio"/>
2.	U			
		<input type="radio"/>	<input type="radio"/>	<input type="radio"/>
3.	D			
		<input type="radio"/>	<input type="radio"/>	<input type="radio"/>
4.	F			
		<input type="radio"/>	<input type="radio"/>	<input type="radio"/>
5.	T			
		<input type="radio"/>	<input type="radio"/>	<input type="radio"/>
6.	M			
		<input type="radio"/>	<input type="radio"/>	<input type="radio"/>
7.	L			
		<input type="radio"/>	<input type="radio"/>	<input type="radio"/>


# Counting Objects



- 11
- 10
- 12



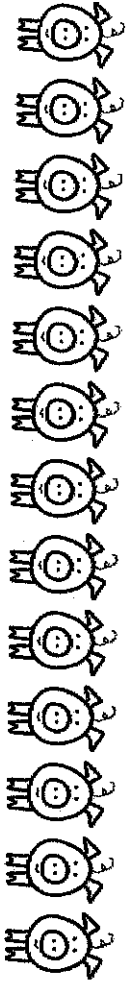
- 12
- 15
- 13



- 11
- 10
- 13



- 13
- 14
- 12



- 12
- 15
- 13

# SNOW DAY PACKET

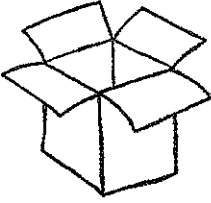








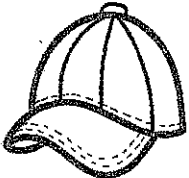


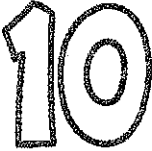
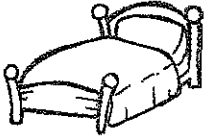




## DAY 5

- ✓ RLA: Rhyming words worksheet; circle the word (picture) that rhymes with the word at the beginning of the line.
- ✓ Math: Picture addition worksheet; Count and write the number on the line. Add. Write the answer.
- ✓ Beginning Sound Review Worksheet


**\*Write your name on each page!**

**\*\*Return all work the next school day!!**

Say the names of the pictures in each box. **Circle** the 2 pictures that rhyme, and put an X on the pictures that do not rhyme.

Draw something that rhymes with cat.




\_\_\_\_\_

-----

\_\_\_\_\_

Draw something that rhymes with bed.



\_\_\_\_\_



-----



\_\_\_\_\_





Name: \_\_\_\_\_



# Picture Addition 1-10



  $+$   = \_\_\_\_\_

  $+$   = \_\_\_\_\_

  $+$   = \_\_\_\_\_

  $+$   = \_\_\_\_\_


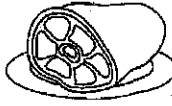






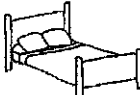











  $+$   = \_\_\_\_\_

  $+$   = \_\_\_\_\_

Fill in the missing sound in each CVC word.

Name \_\_\_\_\_

# Beginning Sound Review

- |   |      |  |      |
|---|------|--|------|
| 1.     | __ig | 11.    | __am |
| 2.     | __og | 12.    | __at |
| 3.     | __ug | 13.    | __et |
| 4.     | __at | 14.    | __ug |
| 5.   | __ed | 15.   | __ot |
| 6.   | __ig | 16.  | __ug |
| 7.   | __an | 17.  | __ip |
| 8.   | __og | 18.  | __et |
| 9.   | __it | 19.  | __op |
| 10.  | __un | 20.  | __at |