

Dear Parents/Guardians,


Included in this packet is packet work for days 6-10.

**\*Please keep the packet in a safe place with both completed and uncompleted work!!**

Students will complete work for the given day. I will be available to answer questions concerning the packet work between 10:00 AM and 2:00 PM. You may call me at school or on my cell or e-mail me.

Please contact me if you have any questions concerning the packet.

Thanks,

A handwritten signature in cursive script that reads "Ryan Sites". The signature is written in black ink and is positioned to the left of the printed contact information.

School: 304-227-4114

Cell: 304-940-3660 (call or text)

E-mail: [ryan.sites@k12.wv.us](mailto:ryan.sites@k12.wv.us)

Please make sure your child works on the following while off. This will be so very important for their progress:

- Sight words
- Letter names and sounds
- Read and write words
- Blends (two or three consonants put together)...such as bl, tr, st, nd...blob, trap, best, land, clap, flip, fast...
- Digraphs... ch, sh, th, wh....ship, much, fish, when...
- Counting to 100 by 1s, 10s, and 5s.
- Number identification (especially teen numbers)
- Addition and subtraction problems  
... $3+2=$ ,  $8-4=$ , etc.

**\*\*These things can be done orally, written on paper, or even with educational websites and apps!!**

# SNOW DAY PACKET

## DAY 6

- ✓ RLA: Read word lists
- ✓ RLA: Write the missing letters (2 letter beginning blends)
- ✓ Math: Fill in the missing number worksheet
- ✓ Handwriting: circle the word that matches the picture and write the word

**\*Write your name on each page!**

Name: \_\_\_\_\_

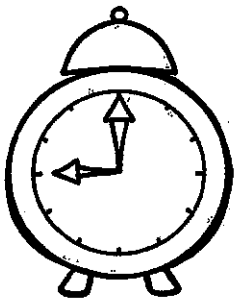
Read

<input type="checkbox"/>	<input type="checkbox"/>	<input type="checkbox"/>	<input type="checkbox"/>	<input type="checkbox"/>	<input type="checkbox"/>
dog	pet	red	bit	gap	hut
dad	bad	tug	peg	sob	fin
tub	fig	dam	jig	hop	top
yam	job	rip	pen	bud	bat
wed	fun	tan	rot	sit	lit
gag	bin	did	cub	tab	rot
pop	tap	bat	ten	bid	six
cap	nun	log	hat	bun	net


Name \_\_\_\_\_




# MISSING Beginning Blends




ock



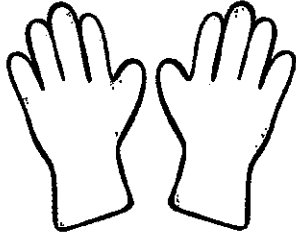
ide




ant




ender




oves



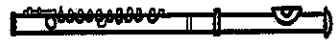
obe



own



ane



ute

## Missing Numbers to Twenty

Look at each number sequence. Write the missing number on the line.



A. 9    \_\_\_\_\_    11    12

C. 5    6    \_\_\_\_\_    8

E. 16    \_\_\_\_\_    18    19

G. \_\_\_\_\_    15    16    17

I. 1    2    3    \_\_\_\_\_

K. \_\_\_\_\_    14    15    16

M. 15    16    \_\_\_\_\_    18

O. 7    \_\_\_\_\_    9    10

Q. 7    8    \_\_\_\_\_    10

S. 12    \_\_\_\_\_    14    15

U. 10    \_\_\_\_\_    12    13

W. 16    17    18    \_\_\_\_\_

Y. 3    4    \_\_\_\_\_    6

B. \_\_\_\_\_    3    4    5

D. 11    12    13    \_\_\_\_\_

F. 4    \_\_\_\_\_    6    7

H. 10    11    \_\_\_\_\_    13

J. 17    \_\_\_\_\_    19    20

L. 3    \_\_\_\_\_    5    6

N. 6    7    8    \_\_\_\_\_

P. 8    9    \_\_\_\_\_    11

R. \_\_\_\_\_    3    4    5

T. 17    18    19    \_\_\_\_\_

V. \_\_\_\_\_    17    18    19

X. 4    5    \_\_\_\_\_    7

Z. 14    \_\_\_\_\_    16    17

Name: \_\_\_\_\_

# Circle and Trace

Circle the word that matches the picture in each row and trace the correct word

10

ten

tan

\_\_\_\_\_

-----

\_\_\_\_\_




den

dip

\_\_\_\_\_

-----

\_\_\_\_\_




pen

pat

\_\_\_\_\_

-----

\_\_\_\_\_




men

mat

\_\_\_\_\_

-----

\_\_\_\_\_



when

wet

\_\_\_\_\_

-----

\_\_\_\_\_

# SNOW DAY PACKET

## DAY 7

- ✓ RLA: Read “Mat the Dog” and answer questions
- ✓ RLA: Draw a line from the picture to the correct word
- ✓ Math: Addition worksheet
- ✓ Handwriting: Correctly write each sentence

**\*Write your name on each page!**



Name: \_\_\_\_\_

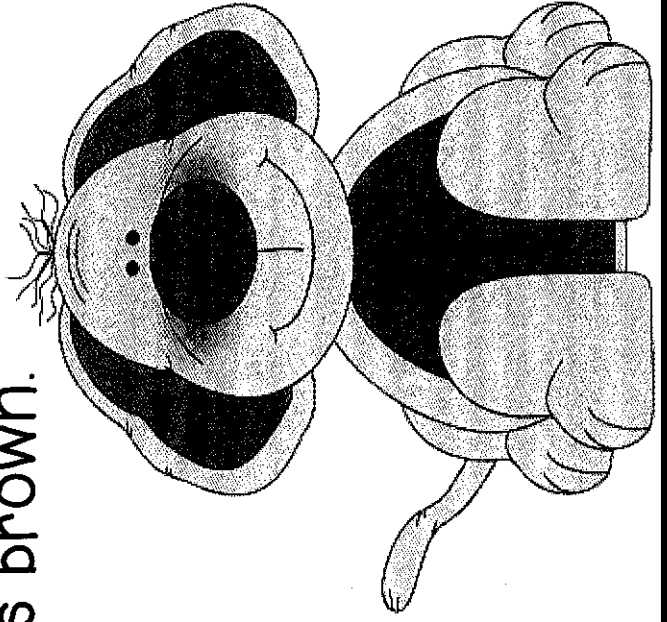
## Mat the Dog

I have a dog.

His name is Mat.

My dog is big.

My dog is brown.



## Reading Comprehension



1. I have a \_\_\_\_\_.

- a. pig
- b. dog
- c. frog



2. His name is \_\_\_\_\_.

- a. Max
- b. Mat
- c. Rex



3. My Dog is \_\_\_\_\_.


- a. big and brown
- b. little and brown
- c. big and little




Name \_\_\_\_\_

-st


Read and match the 'nk' words to the right picture.



test




pest



last



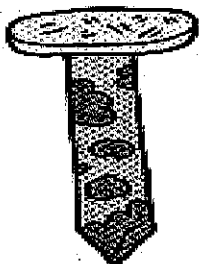
dust



nest



list



fist



rest

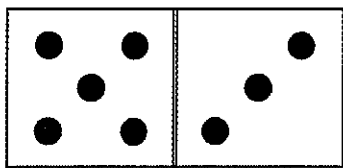


cost

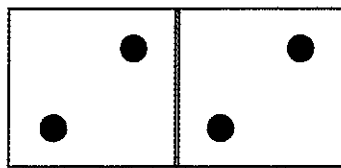


rust

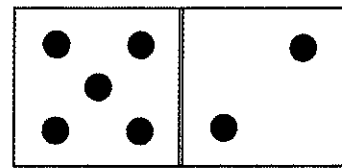
# Addition



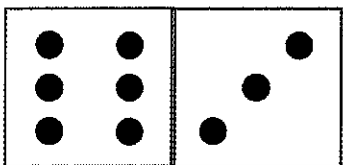
$5 + 3 = \square$



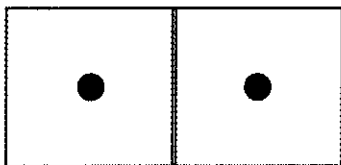
$2 + 2 = \square$



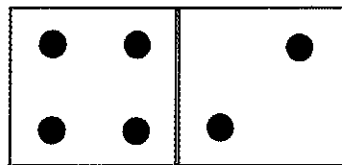
$5 + 2 = \square$



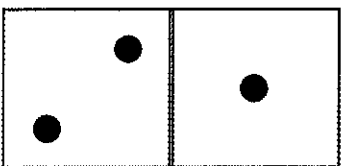
$6 + 3 = \square$



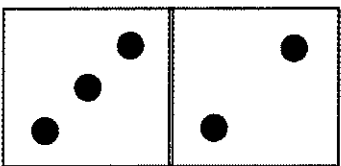
$1 + 1 = \square$




$4 + 2 = \square$



$2 + 1 = \square$



$3 + 2 = \square$



$5 + 5 = \square$

Name: \_\_\_\_\_

**Read it , Fix it  
and Write it !**

Directions: Rewrite each sentence correctly.  
Begin each sentence with a capital letter and  
add punctuation.

## New Pet

1. i want a pet

2. i like dogs

3. i like cats


4. i like rabbits

5. i will get a pet dog

I used capital letters.

I used spaces.

I used punctuation.



# SNOW DAY PACKET

## DAY 8

- ✓ RLA: Read the word and draw a picture in the box to match the word
- ✓ RLA: Rhyming words worksheet
- ✓ Math: Count the object and write the number
- ✓ Handwriting: Write the missing word on the line

**\*Write your name on each page!**

Name: \_\_\_\_\_

# CVC Words

## Read and Draw

ten

lip

sad

hit

nut

top

tub

fan





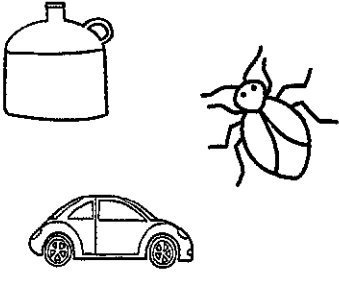

pig

Name \_\_\_\_\_


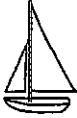



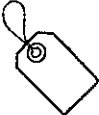
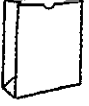



Date \_\_\_\_\_

# Rhyming Words


There are 3 pictures in each box. Two of the pictures rhyme and one does not. Find the two pictures that rhyme and color them. Draw an X over the picture that does not rhyme.


Draw lines to connect the rhyming pictures.

Draw something that rhymes with rug.



Draw something that rhymes with sit.



\_\_\_\_\_  
-----  
Name: \_\_\_\_\_

# Count & Write

19 flowers

16 rabbits

20 butterflies

16 clouds

16 ladybugs


14 flowers



Name: \_\_\_\_\_

# Missing Word


My \_\_\_\_\_ is brown  
and purple.




You need to \_\_\_\_\_  
up that mess.




The \_\_\_\_\_ will  
take us there.



The \_\_\_\_\_ likes  
to eat.



You can sit on the  
\_\_\_\_\_.



# SNOW DAY PACKET

## DAY 9

- ✓ RLA: Read Fred the Fish and answer the questions
- ✓ RLA: Write the missing letters (2 letter beginning blends)
- ✓ Math: Subtraction facts worksheet
- ✓ Handwriting: Correctly write each sentence
- ✓ Music Worksheet

**\*Write your name on each page!**

Name: \_\_\_\_\_

Date: \_\_\_\_\_


Directions: Read the story 3 times. Color a crayon each time you read. Then, answer the questions and illustrate the story.

### Fred the Fish

Fred is a fish. The  
fish is red. The fish  
has two fins. The  
fish can swim.



Draw a picture to match the story.



1. Fred is a \_\_\_\_\_.
  - ① swim
  - ② fish
  - ③ fin
2. The fish has \_\_\_\_\_ fins.
  - ① one
  - ② Fred
  - ③ two
3. The fish can \_\_\_\_\_.
  - ① swim
  - ② red
  - ③ run

Name: \_\_\_\_\_


# Box It Up Consonant Blends




Plate



Girl




Blimp



Clown



Flute



Movie

\_\_\_\_\_  
-----  
Name: \_\_\_\_\_

# Subtraction Facts

$$\begin{array}{r} 4 \\ - 1 \\ \hline \end{array}$$

$$\begin{array}{r} 3 \\ - 1 \\ \hline \end{array}$$

$$\begin{array}{r} 2 \\ - 2 \\ \hline \end{array}$$

$$\begin{array}{r} 3 \\ - 2 \\ \hline \end{array}$$

$$\begin{array}{r} 1 \\ - 1 \\ \hline \end{array}$$

$$\begin{array}{r} 4 \\ - 3 \\ \hline \end{array}$$

$$\begin{array}{r} 4 \\ - 0 \\ \hline \end{array}$$

$$\begin{array}{r} 5 \\ - 3 \\ \hline \end{array}$$

$$\begin{array}{r} 2 \\ - 1 \\ \hline \end{array}$$

$$\begin{array}{r} 3 \\ - 2 \\ \hline \end{array}$$

$$\begin{array}{r} 3 \\ - 0 \\ \hline \end{array}$$

$$\begin{array}{r} 2 \\ - 2 \\ \hline \end{array}$$

$$\begin{array}{r} 3 \\ - 1 \\ \hline \end{array}$$

$$\begin{array}{r} 4 \\ - 2 \\ \hline \end{array}$$

$$\begin{array}{r} 4 \\ - 1 \\ \hline \end{array}$$

$$\begin{array}{r} 3 \\ - 2 \\ \hline \end{array}$$

Name: \_\_\_\_\_

### Fix It Sentences

Directions: Copy the sentences correctly on the lines below. Be sure to include capitals, punctuation, and spacing

the dog sat on the bed

\_\_\_\_\_

\_\_\_\_\_

\_\_\_\_\_

we can do it for you

\_\_\_\_\_

\_\_\_\_\_

\_\_\_\_\_

i have a red sled

\_\_\_\_\_

\_\_\_\_\_

\_\_\_\_\_

a cat is the best pet

\_\_\_\_\_

\_\_\_\_\_

\_\_\_\_\_

Do not hit the bug

\_\_\_\_\_


\_\_\_\_\_

\_\_\_\_\_


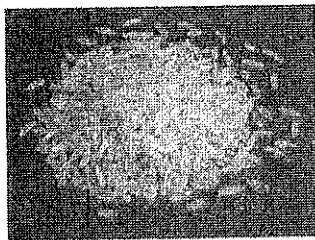

# Create Your Own Musical Instrument!

You are going to have to be creative in the way you approach this activity, objects in your home that you might not typically view as a musical instrument might surprise you!


1. First find a container, this could be a soup can, tubberware container, toilet paper roll, or even a mason jar.



2. Next, find a material to fill the container with. It could be anything, noodles, rice, or even marbles. Then fill the container about half way up.



3. Find a way to make sure that the ingredients of your container don't fall out, I recommend using some duct tape.



4. Lastly, try to play your instrument along with a song on the radio! Be sure to keep a steady beat the entire time. Test your skills and play along with both a FAST and a SLOW song.

# SNOW DAY PACKET

## DAY 10

- ✓ RLA: Read Max the Cat and answer the questions
- ✓ Math: Addition facts worksheet
- ✓ Science: Living or Nonliving worksheets

**\*Write your name on each page!**



Name: \_\_\_\_\_


## Max the Cat

I have a cat.

His name is Max.

My cat is fat.

My cat is orange.



## Reading Comprehension



1. I have a \_\_\_\_\_.

- a. cat
- b. bat
- c. rat



2. His name is \_\_\_\_\_.

- a. Mat
- b. Max
- c. Rex




3. My cat is \_\_\_\_\_.


- a. fat and black
- b. fat and orange
- c. little and orange





\_\_\_\_\_  
-----  
Name: \_\_\_\_\_


# Addition Facts



$$\begin{array}{r} 4 \\ + 1 \\ \hline \end{array}$$

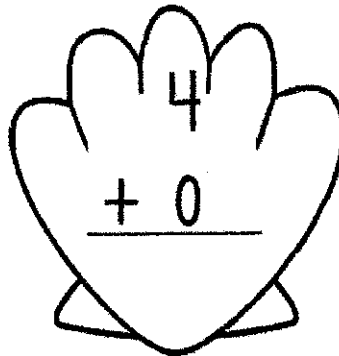

$$\begin{array}{r} 3 \\ + 1 \\ \hline \end{array}$$



$$\begin{array}{r} 2 \\ + 2 \\ \hline \end{array}$$



$$\begin{array}{r} 3 \\ + 2 \\ \hline \end{array}$$



$$\begin{array}{r} 1 \\ + 1 \\ \hline \end{array}$$



$$\begin{array}{r} 2 \\ + 3 \\ \hline \end{array}$$



$$\begin{array}{r} 4 \\ + 0 \\ \hline \end{array}$$



$$\begin{array}{r} 1 \\ + 3 \\ \hline \end{array}$$



$$\begin{array}{r} 2 \\ + 1 \\ \hline \end{array}$$



$$\begin{array}{r} 3 \\ + 2 \\ \hline \end{array}$$



$$\begin{array}{r} 3 \\ + 0 \\ \hline \end{array}$$


$$\begin{array}{r} 2 \\ + 2 \\ \hline \end{array}$$


$$\begin{array}{r} 3 \\ + 1 \\ \hline \end{array}$$


$$\begin{array}{r} 1 \\ + 2 \\ \hline \end{array}$$


$$\begin{array}{r} 4 \\ + 1 \\ \hline \end{array}$$


$$\begin{array}{r} 2 \\ + 2 \\ \hline \end{array}$$

Name: \_\_\_\_\_

# Living or Nonliving?

