

Name \_\_\_\_\_ # \_\_\_\_\_

Date \_\_\_\_\_

2<sup>nd</sup> and 3<sup>rd</sup> Grades: Packets #27-31

Boys and Girls... this is the last at-home instructional packet for the school year. I have missed you!

Things to do EACH day:

- Work on a Spelling Choice. (see the attached word list and choice board)
- Read *or listen to a read-aloud* from a book or magazine of choice for 15-20 min.
- Complete Reading Language Arts WS (don't forget the activity at the bottom of the page!)
- Complete Math WS
- Do from the PE and Music and any other enclosed activities

\*\*\*Extra things you can do (and continue to do throughout the summer):

-IXL

-Read, read, read!

-Keep a journal or diary of your daily adventures

- Feel free to send me pictures of work and/or short video or audio response to work via Remind or LiveGrades 😊


Make sure to complete and return your packets as directed. If you have questions about the packet, the best method is to contact me via the Remind app or LiveGrades during the hours of 10:00am-2:00pm M-F. 😊 Mrs. Kelly Teter

# Spelling Center Instructions

<b>Color Code</b>	Student write each word one time, but write vowels in one color of their choice and consonants in a different color.
<b>ABC Order</b>	Students write their words one time, vertically, in alphabetical order.
<b>Stair-Step</b>	Students write their words one letter at a time vertically, i.e.: p pl pla play When finished, the words look like stair steps!
<b>Syllable Count</b>	Students copy the provided chart onto their paper in a larger form, then write each spelling word in the box that matches its number of syllables.
<b>Words in a Sentence</b>	Students write one complete sentence using each word with correct capitalization and punctuation, then underline or highlight the spelling word in each sentence.
<b>Rainbow Words</b>	Students can do one of two options (your choice): 1) Write each word three times, with each word written in a different color. 2) Write the word once in pencil, then trace over it 2-3 times with different colors of crayons.
<b>Letter Shapes</b>	Students write each word one time, then draw boxes around each letter of the word, then color in the boxes: Tall ("Sky") letters such as d and h = blue, Middle ("Grass") letters such as e and a = green, and Low ("Root") letters such as j or g = brown.
<b>Parts of Speech Chart</b>	Students copy the provided chart in larger form, then write each spelling word in the box that matches its part of speech.
<b>Fancy/Cursive Letters</b>	Students can be creative and either write their words in cursive, or in "fancy" styles such as bubble letters, letters with dots on the ends, wiggly letters, etc.



# Spelling Choice Board



Name: \_\_\_\_\_

**Color Code**  
Vowels = one color  
Consonants =  
different color

**ABC Order**

**Stair Step**

**Letter Shapes**

**Words in a Sentence**

**Syllable Count**

1	2
3	4

**Parts of Speech**

Nouns	Verbs
Adjectives	Other


**Fancy Letters**

**Rainbow Words**

©Brooke Brown



# Spelling Choice Board



Name: \_\_\_\_\_

**Color Code**  
Vowels = one color  
Consonants =  
different color

**ABC Order**

**Stair Step**

**Letter Shapes**

**Words in a Sentence**

**Syllable Count**

1	2
3	4

**Parts of Speech**

Nouns	Verbs
Adjectives	Other

**Fancy Letters**

**Rainbow Words**

©Brooke Brown

Name \_\_\_\_\_

# Vowel Patterns *aw, au, augh, al*

**Generalization** The vowel sound in *fall* can be spelled *aw, au, augh, and al*:  
*draw, auto, caught, and talk.*

Sort the words by *aw, au, augh, and al*.

**aw**

1. \_\_\_\_\_  
\_\_\_\_\_

2. \_\_\_\_\_  
\_\_\_\_\_

**au**

3. \_\_\_\_\_  
\_\_\_\_\_

4. \_\_\_\_\_  
\_\_\_\_\_

5. \_\_\_\_\_  
\_\_\_\_\_

6. \_\_\_\_\_  
\_\_\_\_\_

7. \_\_\_\_\_  
\_\_\_\_\_

**Words to Read**

13. \_\_\_\_\_  
\_\_\_\_\_

**augh**

8. \_\_\_\_\_  
\_\_\_\_\_

9. \_\_\_\_\_  
\_\_\_\_\_

**al**

10. \_\_\_\_\_  
\_\_\_\_\_

11. \_\_\_\_\_  
\_\_\_\_\_

12. \_\_\_\_\_  
\_\_\_\_\_

\_\_\_\_\_

\_\_\_\_\_

14. \_\_\_\_\_  
\_\_\_\_\_

## Spelling Words

1. talk

2. because

3. August

4. caught

5. draw

6. walk

7. chalk

8. auto

9. taught

10. thaw

11. fault

12. launch

## Words to Read

13. heard

14. brought

Copyright © Pearson Education, Inc., or its affiliates. All Rights Reserved. 2




**Home Activity** Your child is learning words with the vowel patterns *aw, au, augh, and al*. To practice at home, have your child say the word, study the spelling of the vowel sound, and then write the word.

# Learn About:

Name \_\_\_\_\_

## A Stagecoach

People have not always had cars. A stagecoach was once used to go from one town to another. A **stagecoach** was a coach pulled by horses. Some fancy stagecoaches were pulled by six horses. A stagecoach carried people and mail. The stagecoach would change horses during a long trip. This would rest the horses.



**Write. (Look at story.)**

A \_\_\_\_\_ was a coach pulled by horses.

**Circle.**

Yes or No

A stagecoach would go from town to town. Yes No

A stagecoach was a new truck. Yes No

Some fancy stagecoaches had six horses. Yes No

**Check.**

What did a stagecoach carry?

people

animals

mail

**Color.**

Two words are in stagecoach. Color: first word - red  
second word - blue

# Stage coach

Write the name of your town on the sign above.

- Draw a picture of a fancy stagecoach with six horses.

# Learn About:

Name \_\_\_\_\_

## A Subway

Some big cities have a subway. A subway is a railroad that is under the ground. The trains carry people from one part of the city to another. The trains stop often to let people off and on. Many people ride to work on a subway. Others ride to school or to go shopping. Subways are nice because they do not take up space in a city.



### Write.

A \_\_\_\_\_ is a railroad that is under the ground.  
 shop      subway


### Circle.

Yes or No

- |   |     |    |
|---|-----|----|
| The subway takes people to parts of the city. | Yes | No |
| The subway stops only one time each day.      | Yes | No |
| The subway stops to let people off and on.    | Yes | No |

### Circle.

Where are some people on the subway going?




Color the subway train red.

Draw where you would go on the subway.

# Learn About:

## A Kangaroo

A kangaroo is a furry animal that hops on its back legs. Its front legs are very short. Kangaroos can hop very fast. Some can move as fast as a car. Kangaroos have pouches on their stomachs. A baby kangaroo lives in its mother's pouch. The mother can carry her baby everywhere she goes.



### Check.



- I am a furry animal.
- I hop on my back legs.
- My front legs are very long.
- I can hop very fast.

### Write.

Kangaroos have \_\_\_\_\_ on their stomachs.  
pouches      purses

### Circle.

A baby kangaroo lives \_\_\_\_\_ in a tent.  
in its mother's pouch.

### Color.


Draw a brown baby kangaroo in the pouch.

- Draw a kangaroo hopping.

# Learn About:

## Whales

The whale is the largest animal on Earth. A whale looks like a giant fish. But, did you know that whales are not fish? They are mammals. They have lungs to get air, just like people. Whales live in the ocean. The largest whale is the blue whale. A group of whales is called a herd.



### Unscramble.

The \_\_\_\_\_ is the \_\_\_\_\_ animal on Earth.

l e w a h  
4 5 1 3 2

g t a l e s r  
4 7 2 1 5 6 3

### Circle.

What is a whale? fish mammal turtle

### Check.

What do whales and people have?

- jackets
- lungs
- fins

### Circle.

Where do whales live?



### Match.

group of whales      blue whale  
largest whale      herd

Color the whale blue.

- Draw a herd of whales in the ocean.



# Learn About:

## Sea Shells

Have you ever found sea shells on a beach? Most of the shells you find are empty. But, once those shells covered certain ocean animals. Clams, oysters and snails are covered with shells. Scallops and mussels have shells, too. Many of these animals are eaten by other ocean animals. Their empty shells wash to the sand. Sea shells can be many sizes and colors.

**Circle.**  
 Sunshine  
 Sea shells cover some ocean animals.

**Check.**  
 Most of the sea shells you find are  cute.  
 empty.

snails      mussels      oysters      scallops      clams

**Write.**

1 o \_\_\_\_\_ 2 s \_\_\_\_\_

3 s \_\_\_\_\_ 4 c \_\_\_\_\_

5 m \_\_\_\_\_

Write each word in the puzzle.  
 Draw sea shells on a beach.

## Subtracting by Regrouping

Name: \_\_\_\_\_

Circle all the problems where you can regroup a ten to help subtract. Then solve the circled problems.

1 
$$\begin{array}{r} 32 \\ - 16 \\ \hline 16 \end{array}$$

2 
$$\begin{array}{r} 48 \\ - 15 \\ \hline \end{array}$$

3 
$$\begin{array}{r} 57 \\ - 25 \\ \hline \end{array}$$

4 
$$\begin{array}{r} 63 \\ - 39 \\ \hline \end{array}$$

5 
$$\begin{array}{r} 76 \\ - 26 \\ \hline \end{array}$$

6 
$$\begin{array}{r} 82 \\ - 37 \\ \hline \end{array}$$

7 
$$\begin{array}{r} 38 \\ - 28 \\ \hline \end{array}$$

8 
$$\begin{array}{r} 53 \\ - 44 \\ \hline \end{array}$$

9 
$$\begin{array}{r} 42 \\ - 25 \\ \hline \end{array}$$

10 
$$\begin{array}{r} 96 \\ - 40 \\ \hline \end{array}$$

11 
$$\begin{array}{r} 92 \\ - 56 \\ \hline \end{array}$$

12 
$$\begin{array}{r} 65 \\ - 23 \\ \hline \end{array}$$

13 
$$\begin{array}{r} 86 \\ - 19 \\ \hline \end{array}$$

14 
$$\begin{array}{r} 59 \\ - 33 \\ \hline \end{array}$$

15 
$$\begin{array}{r} 77 \\ - 48 \\ \hline \end{array}$$

16 
$$\begin{array}{r} 62 \\ - 27 \\ \hline \end{array}$$

17 How did you know which problems to circle?

18 Check one of your answers by solving it using a different strategy. Show your work.

## Strategies to Find a Missing Addend

Name: \_\_\_\_\_

**Solve.**

**1**  $35 + \underline{10} = 45$

$35 + \underline{20} = 55$

$35 + \underline{25} = 60$

**2**  $24 + \underline{\quad\quad\quad} = 34$

$24 + \underline{\quad\quad\quad} = 64$

$24 + \underline{\quad\quad\quad} = 68$

**3**  $42 + \underline{\quad\quad\quad} = 52$

$42 + \underline{\quad\quad\quad} = 82$

$42 + \underline{\quad\quad\quad} = 87$

**4**  $51 + \underline{\quad\quad\quad} = 61$

$51 + \underline{\quad\quad\quad} = 71$

$51 + \underline{\quad\quad\quad} = 76$

**5**  $26 + \underline{\quad\quad\quad} = 36$

$26 + \underline{\quad\quad\quad} = 66$

$26 + \underline{\quad\quad\quad} = 69$

**6**  $58 + \underline{\quad\quad\quad} = 60$

$58 + \underline{\quad\quad\quad} = 70$

$58 + \underline{\quad\quad\quad} = 71$

**7**  $39 + \underline{\quad\quad\quad} = 40$

$39 + \underline{\quad\quad\quad} = 70$

$39 + \underline{\quad\quad\quad} = 75$

**8**  $27 + \underline{\quad\quad\quad} = 30$

$27 + \underline{\quad\quad\quad} = 60$

$27 + \underline{\quad\quad\quad} = 65$

**9**  $44 + \underline{\quad\quad\quad} = 54$

$44 + \underline{\quad\quad\quad} = 64$

$44 + \underline{\quad\quad\quad} = 67$

**10**  $69 + \underline{\quad\quad\quad} = 70$

$69 + \underline{\quad\quad\quad} = 90$

$69 + \underline{\quad\quad\quad} = 93$

## Finding the Value of Three-Digit Numbers

Name: \_\_\_\_\_

The answers are mixed up at the bottom of the page. Cross out the answers as you complete the problems.

1  $300 + 50 + 1 =$  \_\_\_\_\_

2 2 hundreds + 6 tens + 7 ones =  
\_\_\_\_\_

3  $400 + 20 + 6 =$  \_\_\_\_\_

4  $400 + 60 + 2 =$  \_\_\_\_\_

5  $600 + 40 + 2 =$  \_\_\_\_\_

6 5 hundreds + 1 ten + 3 ones =  
\_\_\_\_\_

7 3 hundreds + 7 tens + 5 ones =  
\_\_\_\_\_

8  $500 + 20 + 6 =$  \_\_\_\_\_

9  $200 + 8 =$  \_\_\_\_\_

10 2 hundreds + 8 tens + 0 ones =  
\_\_\_\_\_

11  $600 + 70 + 1 =$  \_\_\_\_\_

12 6 hundreds + 0 tens + 7 ones =  
\_\_\_\_\_

13  $400 + 70 + 6 =$  \_\_\_\_\_

14 2 hundreds + 3 tens + 3 ones =  
\_\_\_\_\_

15 3 hundreds + 2 tens + 3 ones =  
\_\_\_\_\_

16 3 hundreds + 3 tens + 2 ones =  
\_\_\_\_\_

### Answers:

233	607	476	323	267	671
426	513	526	208	642	462
332	375	280	351		

## Writing Three-Digit Numbers

Name: \_\_\_\_\_

**Write the number using only digits.**

**1** one hundred sixty-four

\_\_\_\_\_

**2** six hundred fifty-two

\_\_\_\_\_

**3** three hundred twelve

\_\_\_\_\_

**4** two hundred sixty-one

\_\_\_\_\_

**5** two hundred five

\_\_\_\_\_

**6** five hundred nineteen

\_\_\_\_\_

**Write the number using only digits.**

**7**  $100 + 10 + 6$

\_\_\_\_\_

**8**  $500 + 4$

\_\_\_\_\_

**9**  $300 + 40 + 5$

\_\_\_\_\_

**10**  $300 + 50 + 4$

\_\_\_\_\_

**11**  $400 + 60$

\_\_\_\_\_

**12**  $500 + 40$

\_\_\_\_\_

## Adding and Regrouping Ones

Name: \_\_\_\_\_

The answers are mixed up at the bottom of the page.  
Cross out the answers as you complete the problems.

$$\begin{array}{r} 1 \quad 635 \\ + 321 \\ \hline \end{array}$$

$$\begin{array}{r} 2 \quad 439 \\ + 154 \\ \hline \end{array}$$

$$\begin{array}{r} 3 \quad 336 \\ + 123 \\ \hline \end{array}$$

$$\begin{array}{r} 4 \quad 825 \\ + 166 \\ \hline \end{array}$$

$$\begin{array}{r} 5 \quad 512 \\ + 336 \\ \hline \end{array}$$

$$\begin{array}{r} 6 \quad 246 \\ + 348 \\ \hline \end{array}$$

$$\begin{array}{r} 7 \quad 772 \\ + 109 \\ \hline \end{array}$$

$$\begin{array}{r} 8 \quad 347 \\ + 314 \\ \hline \end{array}$$

$$\begin{array}{r} 9 \quad 483 \\ + 208 \\ \hline \end{array}$$

$$\begin{array}{r} 10 \quad 225 \\ + 224 \\ \hline \end{array}$$

$$\begin{array}{r} 11 \quad 548 \\ + 406 \\ \hline \end{array}$$

$$\begin{array}{r} 12 \quad 475 \\ + 515 \\ \hline \end{array}$$

$$\begin{array}{r} 13 \quad 273 \\ + 211 \\ \hline \end{array}$$

$$\begin{array}{r} 14 \quad 728 \\ + 253 \\ \hline \end{array}$$

$$\begin{array}{r} 15 \quad 627 \\ + 263 \\ \hline \end{array}$$

**Answers:**

449

594

881

956

691

484

661

890

991

593

954

848

990

459

981