

WORK PACKET

DAY 27

Hi everyone! Hope you are well. If you have any questions while doing this work, let me know. Thank you! ☺

- **READING-** Read and complete the reading comprehension sheet "The Rainforest".
- **MATH-** Complete the ordinal numbers worksheets.

WORK PACKETS 22-31 IS TO BE COMPLETED AT HOME AND TURNED IN MONDAY, MAY 11 AT HARMAN SCHOOL.


THANKS,

MRS. CHARLOTTE ARMENTROUT ☺




The Rainforest

Many animals live in a hot and humid rainforest. Some find their food in the trees. Bats, squirrels, and parrots eat the trees' fruits and nuts. Sloths and some monkeys eat the leaves. Hummingbirds sip the nectar from the trees' colorful flowers. Many of these animals never have to come down to the ground.



Follow the directions to color the picture at the top of this page.


1. Draw a **red** circle around the animals that eat fruits and nuts.
2. Color the animals **brown** that eat leaves.
3. Color what the hummingbirds sip from **yellow**.
4. Color the tree trunks **brown**.
5. Color the leaves **green**.
6. Draw yourself in the rainforest.
7. Count the animals in the picture. How many? _____





Extension: Draw a picture of what you would do on a hot and rainy day.

Name _____

X



Match.



© D.C. Heath and Company. All rights reserved.

Match.

X




third

fourth

first

second

fifth




third

first

second

fifth

fourth



second

first



fifth

third

fourth

Name _____ ✓

Enrichment Worksheet for 137-138



Which one?

Mark the word.



First
Third
Fifth



Second
Fourth
Sixth



Second
Fifth
Sixth



Second
Third
Fourth



Eighth
Ninth
Tenth



Fourth
Fifth
Sixth



Third
Fourth
Fifth



Seventh
Eighth
Ninth

Name _____

PRACTICE

4-1

Student Pages 91 and 92


Read and color.

1. Color the **second** .



2. Color the **fifth** .



3. Color the **eighth** .



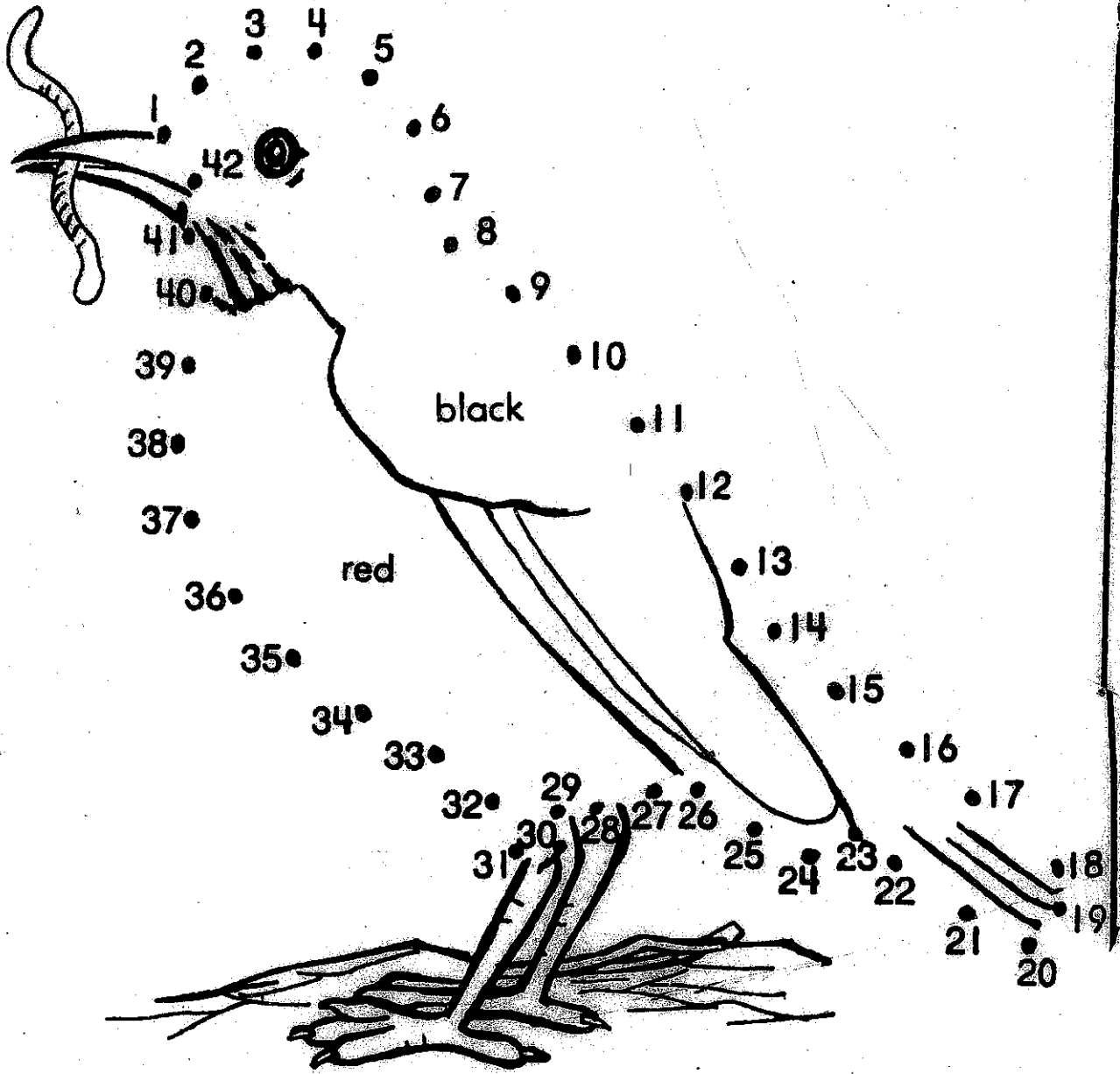
4. Color the **ninth** .



5. Color the **fourth** .



Robin



Connect the dots.

WORK PACKET

DAY 28

Hi everyone! Hope you are well. If you have any questions while doing this work, let me know. Thank you! 😊

- **READING- Read and complete the paper called “The Lion”.**
- **MATH- Complete the Making Bar Graph papers.**

WORK PACKETS 22-31 IS TO BE COMPLETED AT HOME AND TURNED IN MONDAY, MAY 11 AT HARMAN SCHOOL.

THANKS,

MRS. CHARLOTTE ARMENTROUT 😊

Name _____

The Lion

The lion is a big cat.

The lion sleeps and sleeps.

Then **she** hunts for food.

1. What is a lion?

cat dog

2. What goes with **eat**?

food sleep

3. What rhymes with **deep**?


is sleep

4. What is the opposite of **little**?

small big

5. **She** stands for which word?

lion food



name _____

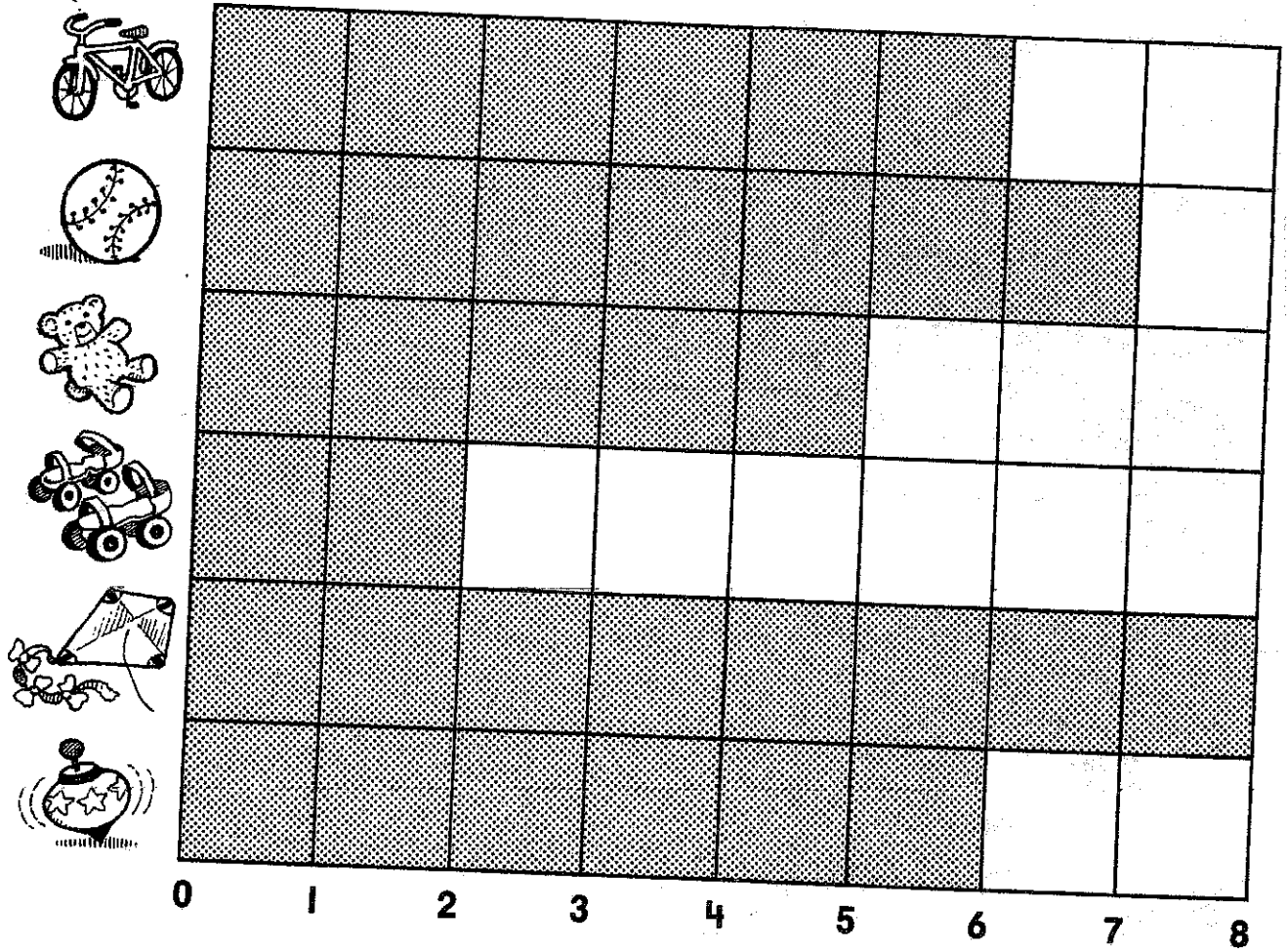
PRACTICE

WORKSHEET

56

Problem Solving • Reading Bar Graphs

The children counted the toys that they have. Then they made a graph.



How many toys do they have?



5



name _____

PRACTICE

WORKSHEET

57

Problem Solving • Making Bar Graphs



4



5



1



7

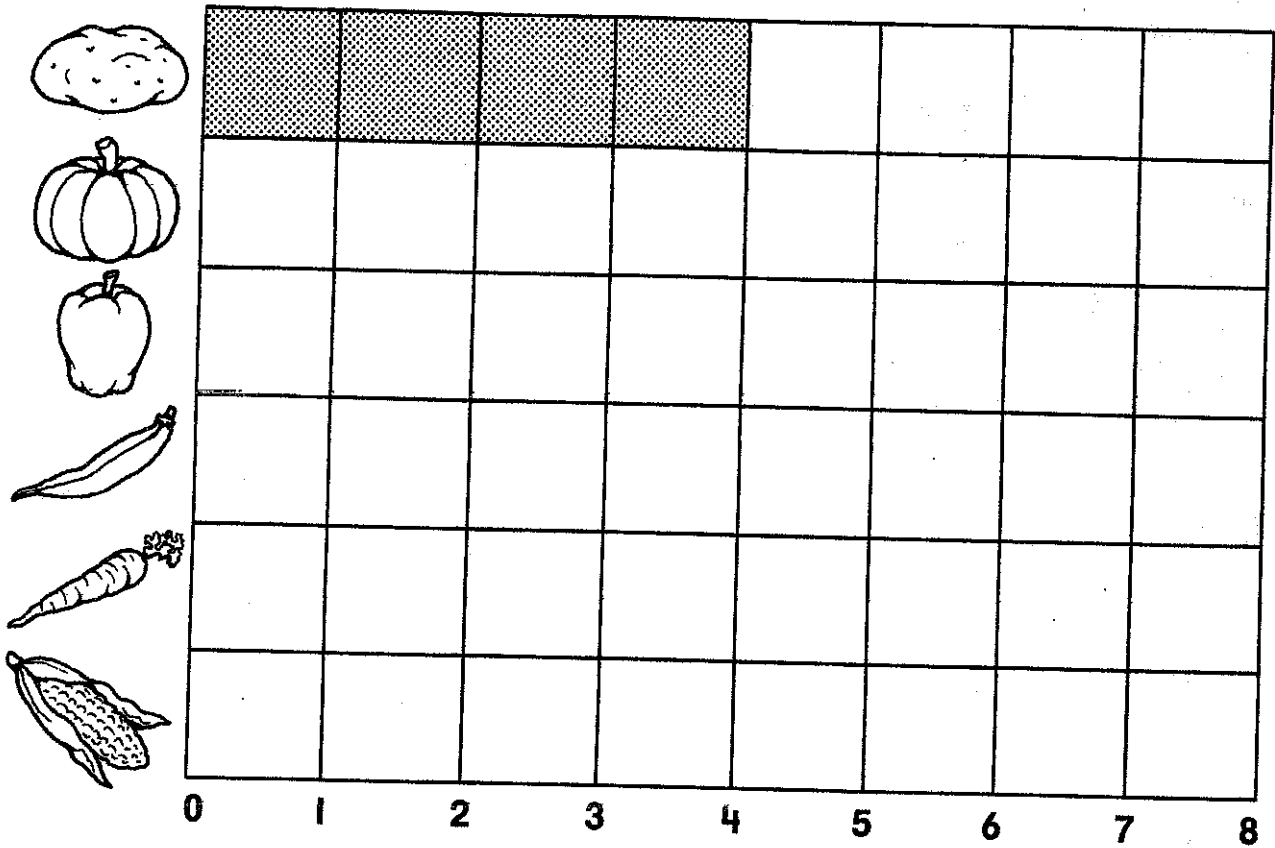


3



8

Color to show how many vegetables.




Write how many in all.



Copyright © 1985 by Harcourt Brace Jovanovich, Inc. All rights reserved.

BUNNY DOT TO DOT



WORK PACKET

DAY 29

Hi everyone! Hope you are well. If you have any questions while doing this work, let me know. Thank you! 😊

- **READING-** Write the mixed up sentences in the correct order.
- **MATH-** Complete the Counting to Candy Lane paper.


WORK PACKETS 22-31 IS TO BE COMPLETED AT HOME AND TURNED IN MONDAY, MAY 11 AT HARMAN SCHOOL.

THANKS,

MRS. CHARLOTTE ARMENTROUT 😊

Name _____

Skill: Short vowel a-i-o words



Write the words in the correct order.

1. is This dog's my dish.

2. My lamb lost is black.

3. a Sing song for Dan.


4. chop lamb is good The.

5. I lift can the box.

6. am milk I fond of.

Candy Lane

To get to the gingerbread house, write the missing numerals from 0 to 100.



0 1 2 4 5

15 13 12 11 10

23 22 21 20 19 18 17 24 28 29 30 34 35

47 46 45 44 42 41 40 37

50 52 53 54 57 58 61 62 63

75 71 70 68 66 65

76 78 79 81 82 83 84


90 89 87 86

93 94 95 97 99 100



Counting Dot-to-Dot

Draw a line to connect the dots from 1 to 100. Color the picture.



WORK PACKET

DAY 30

Hi everyone! Hope you are well. If you have any questions while doing this work, let me know. Thank you! ☺

- **READING-** Complete the comprehension paper. Color the picture according to what you read.
- **MATH-** Complete the Adding with No Regrouping paper.

WORK PACKETS 22-31 IS TO BE COMPLETED AT HOME AND TURNED IN MONDAY, MAY 11 AT HARMAN SCHOOL.


THANKS,

MRS. CHARLOTTE ARMENTROUT ☺

Name _____

Skill: Completing sentences,
Following directions

Read the sentences to find out how to color the picture.



1. The red bug sat on the _____

2. A blue hat was on the _____

3. The brown dog got down from a _____

4. A black mouse sat on the _____

5. The green turtle was on the _____

6. The yellow box was on the green _____

Adding With NO Regrouping (B)

Name: _____

Date: _____

Calculate each sum.

$$\begin{array}{r} 21 \\ + 2 \\ \hline \end{array}$$

$$\begin{array}{r} 24 \\ + 1 \\ \hline \end{array}$$

$$\begin{array}{r} 42 \\ + 4 \\ \hline \end{array}$$

$$\begin{array}{r} 14 \\ + 1 \\ \hline \end{array}$$

$$\begin{array}{r} 55 \\ + 4 \\ \hline \end{array}$$

$$\begin{array}{r} 56 \\ + 1 \\ \hline \end{array}$$

$$\begin{array}{r} 22 \\ + 3 \\ \hline \end{array}$$

$$\begin{array}{r} 46 \\ + 3 \\ \hline \end{array}$$

$$\begin{array}{r} 17 \\ + 2 \\ \hline \end{array}$$

$$\begin{array}{r} 32 \\ + 6 \\ \hline \end{array}$$

$$\begin{array}{r} 14 \\ + 2 \\ \hline \end{array}$$

$$\begin{array}{r} 15 \\ + 1 \\ \hline \end{array}$$

$$\begin{array}{r} 31 \\ + 1 \\ \hline \end{array}$$

$$\begin{array}{r} 32 \\ + 7 \\ \hline \end{array}$$

$$\begin{array}{r} 21 \\ + 7 \\ \hline \end{array}$$

$$\begin{array}{r} 24 \\ + 2 \\ \hline \end{array}$$

$$\begin{array}{r} 67 \\ + 2 \\ \hline \end{array}$$

$$\begin{array}{r} 14 \\ + 1 \\ \hline \end{array}$$

$$\begin{array}{r} 63 \\ + 4 \\ \hline \end{array}$$

$$\begin{array}{r} 17 \\ + 1 \\ \hline \end{array}$$

$$\begin{array}{r} 34 \\ + 4 \\ \hline \end{array}$$

$$\begin{array}{r} 13 \\ + 2 \\ \hline \end{array}$$

$$\begin{array}{r} 23 \\ + 6 \\ \hline \end{array}$$


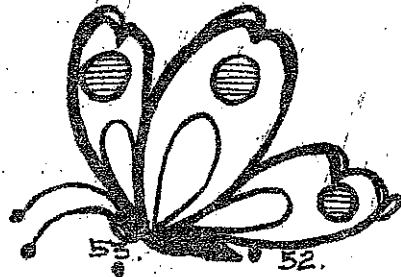
$$\begin{array}{r} 56 \\ + 3 \\ \hline \end{array}$$

$$\begin{array}{r} 32 \\ + 1 \\ \hline \end{array}$$

Name _____

TEACHING AID 21

1	2	3	4	5	6	7	8	9	10
11	12	13	14	15	16	17	18	19	20
21	22	23	24	25	26	27	28	29	30
31	32	33	34	35	36	37	38	39	40
41	42	43	44	45	46	47	48	49	50
51	52	53	54	55	56	57	58	59	60
61	62	63	64	65	66	67	68	69	70
71	72	73	74	75	76	77	78	79	80
81	82	83	84	85	86	87	88	89	90
91	92	93	94	95	96	97	98	99	100



Work Packet

DAY 31

Hi everyone! Hope you are well. If you have any questions while doing this work, let me know. Thank you! 😊

- **READING- Complete the reading comprehension sheet "Spring".**
- **MATH- Complete the subtraction sheet.**

WORK PACKETS 22-31 IS TO BE COMPLETED AT HOME AND TURNED IN MONDAY, MAY 11 AT HARMAN SCHOOL.

THANKS,

MRS. CHARLOTTE ARMENTROUT 😊

Name _____

Spring

Spring begins after winter.

The snow melts away.

It is a time for growing.

1. What begins after winter?

- spring snow

2. What goes with **snow**?

- winter after

3. What rhymes with **go**?


- snow spring


4. What is the opposite of **ends**?

- away begins

5. **It** stands for which word?

- snow spring



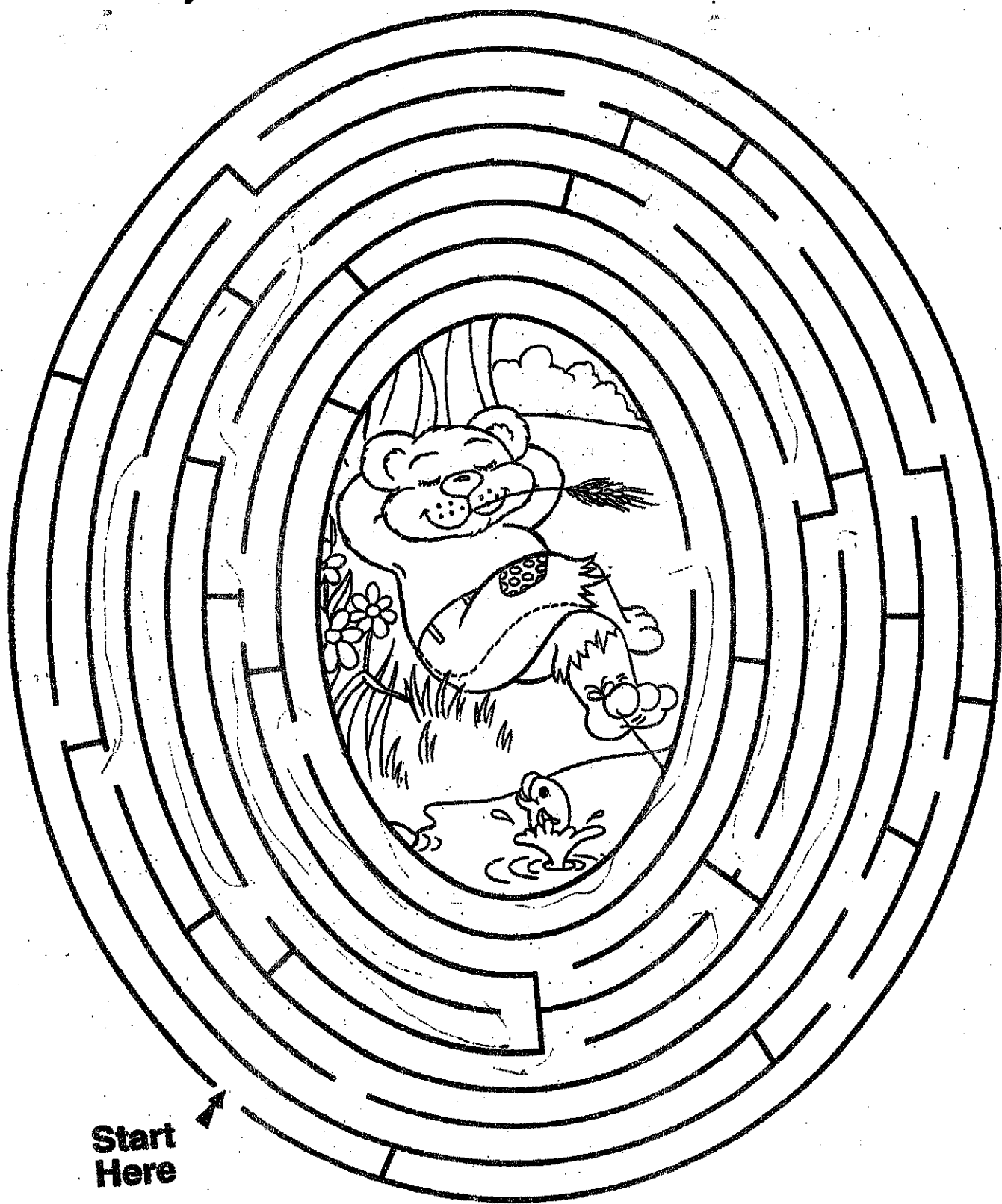
**Color Code**

6—purple

7—orange

8—red

Find your way to the pond so you can go fishing.



**Start
Here**